



Switch Plates and Braces


Braces are designed to restrain movement of the stock rail when a switch is opened or closed. Unitrac can furnish forged steel rigid braces similar to AREA Plan 223. We can furnish a number of adjustable brace designs that will fill your most common or unusual requirements. (Available in the 811 design or the AREA Plan 224 Type A design as shown below.) Also available is Bethlehem SureFit Boltless Adjustable Brace. Available in both new and relay, all braces are checked with rail prior to shipping to insure a correct fit.



**Bethlehem SureFit
Boltless Adjustable Brace**



**Area Design 224
Type A Adjustable Brace**



**Design 8-11
Adjustable Brace**



**Forged Rigid Brace
Per Area 223**