

Rail Grading for Relay Rail

Rail Weight	Maximum Rail Wear - Inches		General Rail Use & Rail Condition
	Top	Gage	
Class I			
140	1/4	1/2	Main Line use - Very minor engine burns and corrugation.
132-131	3/16	1/2	
122	5/32	7/16	
115	1/8	3/8	
112	1/8	1/4	
100	1/8	1/8	
90	1/8	1/8	
Class II			
140	3/8	3/4	Branch Lines - Small engine burns and corrugation.
132-131	5/16	3/4	
122	5/16	3/4	
115	5/16	3/4	
112	5/16	1/2	
100	3/16	1/4	
90	1/4	3/16	
Class III			
140	5/8	7/8	Light Branch Lines - Medium engine burns and corrugation, may be pitted and show some oxidation.
132-131	7/16	7/8	
122	1/2	7/8	
115	3/8	3/4	
112	3/8	3/4	
100	1/4	1/4	
90	5/16	5/16	
Class IV			
140	3/4	1	Yards - Any burns not mashed or fractured.
132-131	9/16	1	
122	11/16	1	
115	1/2	7/8	
112	1/2	7/8	
100	7/16	7/8	
90	3/8	3/8	

Taken from the A.R.E.A. manual for railway engineering. 4-2-60



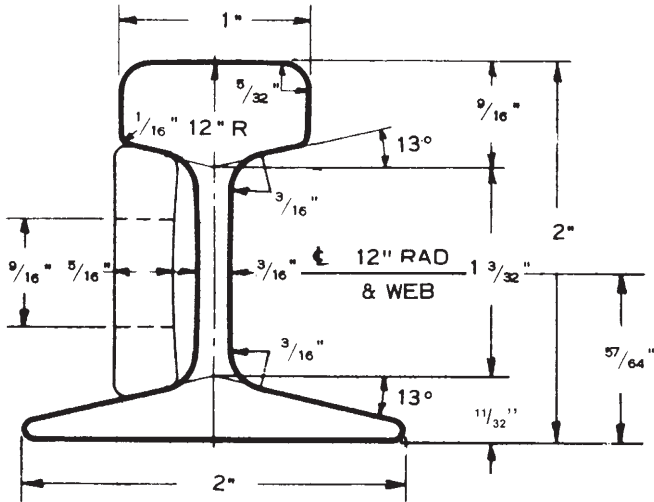
12-lb. A.S.C.E. Rail

RAIL

12 lbs. per yard
 21.12 net tons per mile of track
 250 feet of track per ton
 Stock length 20'0"

SPLICE BARS

16 1/8" length 2.9 lbs. per pair



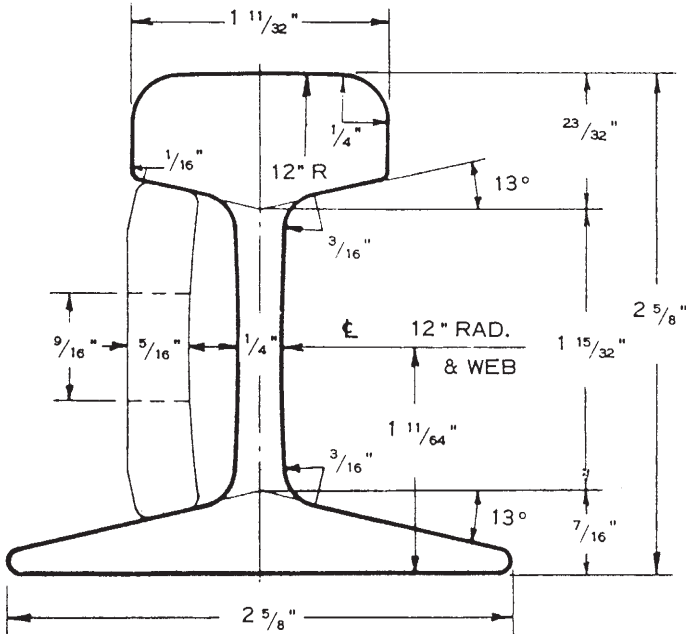
20-lb. A.S.C.E. Rail

RAIL

20 lbs. per yard
 35.2 net tons per mile of track
 150 feet of track per net ton
 Stock lengths 20'0" and 30'0"

SPLICE BARS

16 1/8 length 4.2 lbs per pair



30-lb. A.S.C.E. Rail

RAIL

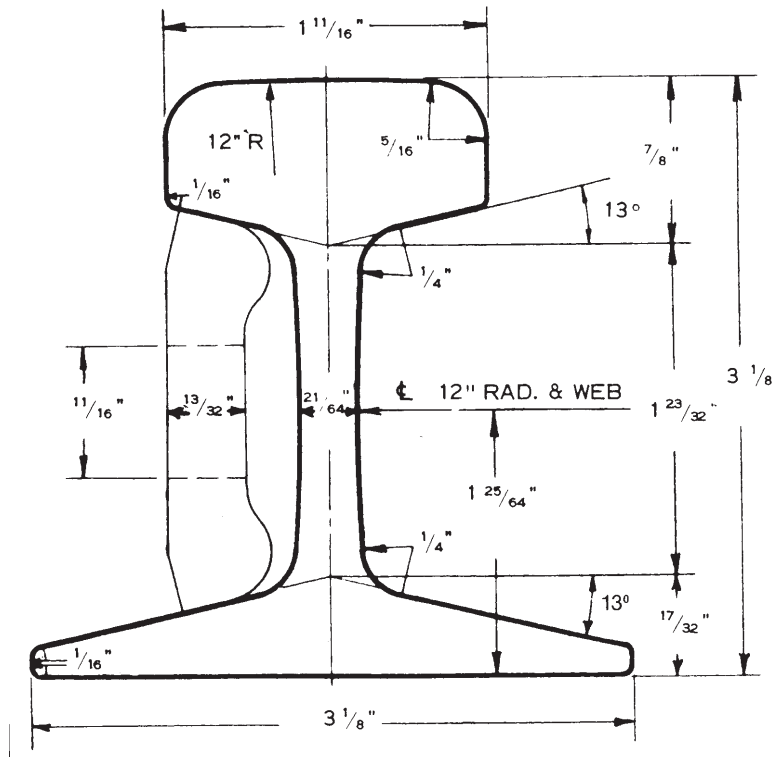
30 lbs. per yard
52.8 net tons per mile of track
100 feet of track per net ton
Stock lengths 20'0" and 30'0"

ANGLE BARS

10.9 lbs. per pair

SPLICE BARS

7.0 lbs. per pair
16 1/8" length



Unitrac rail and materials inc.

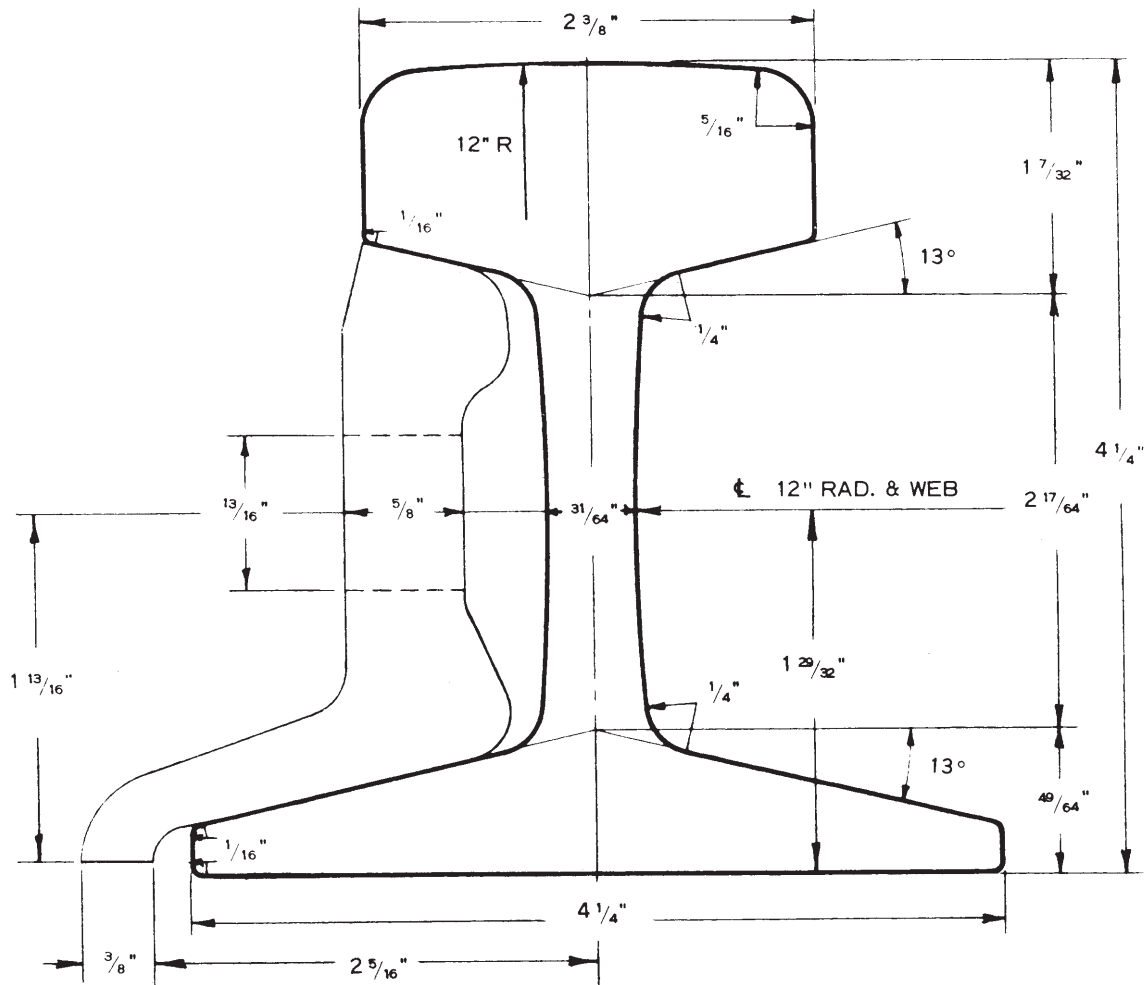
60-lb. A.S.C.E. Rail

RAIL

60 lbs. per yard
105.6 net tons per mile of track
50 feet of track per net ton
Stock length 30'0"

ANGLE BARS

20" length 27.2 lbs. per pair
24" length 32.5 lbs. per pair



Unitrac Railroad Materials Inc.

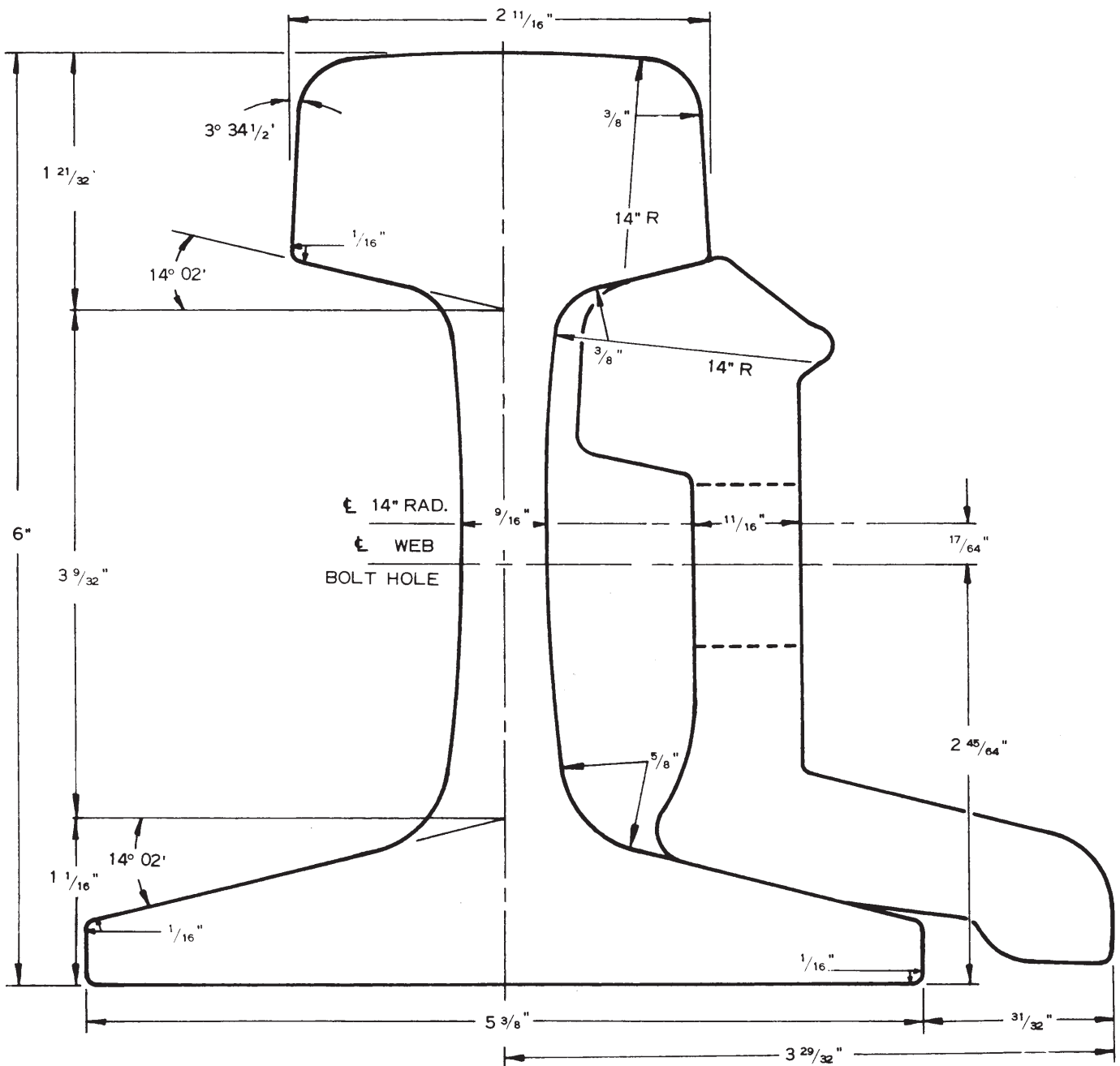
100-lb. A.R.E.A. Rail

RAIL

101.5 lbs. per yard
176 net tons per mile of track
Stock length 39'0"

ANGLE BARS

24" length 69.5 lbs. per pair



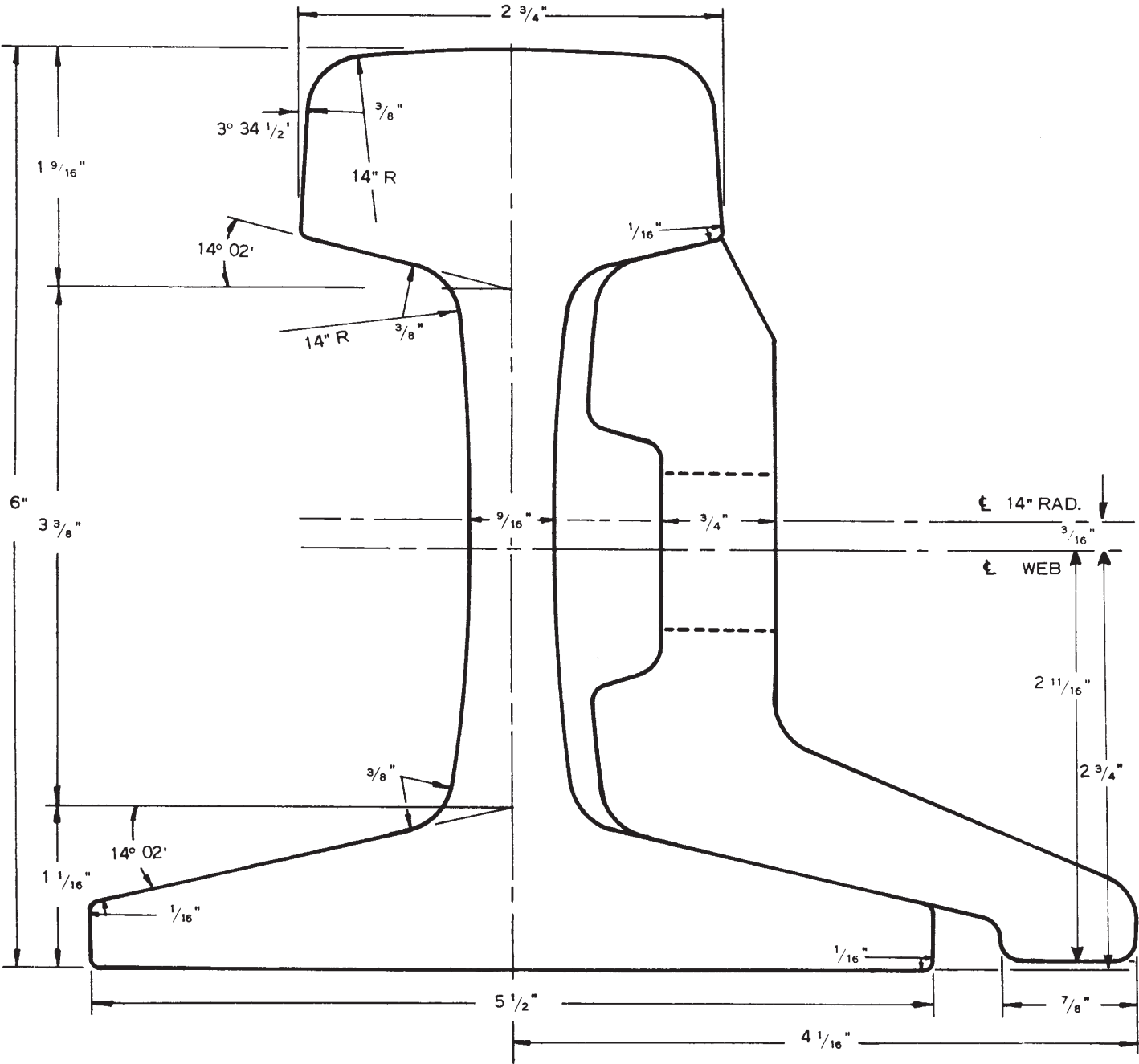
100-lb. A.R.A.- A. Rail

RAIL

100 lbs. per yard
 176 net tons per mile of track
 Stock length 39'0"

ANGLE BARS

24" length 76.2 lbs. per pair



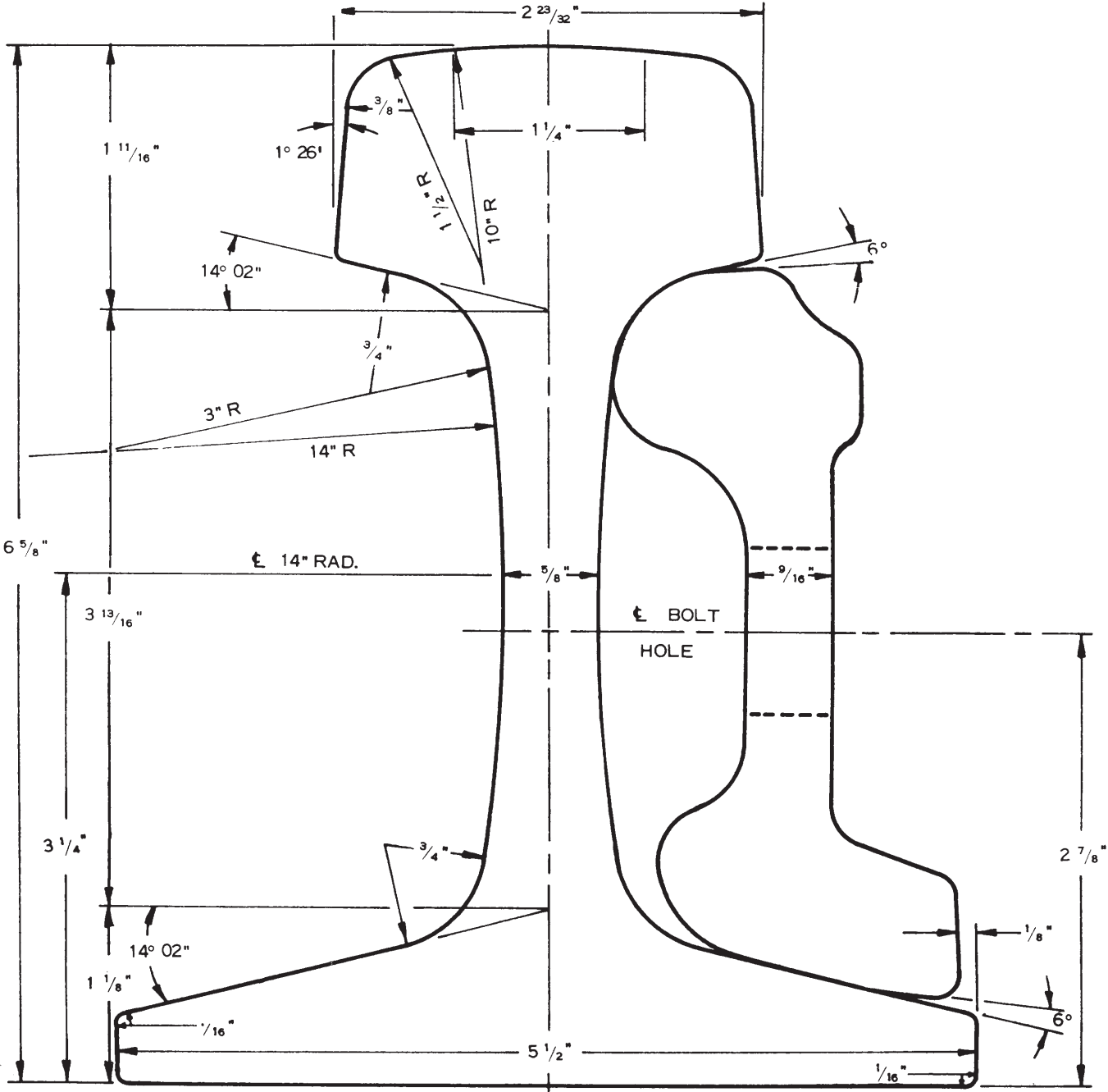
115-lb. A.R.E.A. Rail

RAIL

115 lbs. per yard
 202.4 net tons per mile of track
 Stock length 39'0"

JOINT BARS

24" length 62.54 lbs. per pair
 36" length 93.84 lbs. per pair



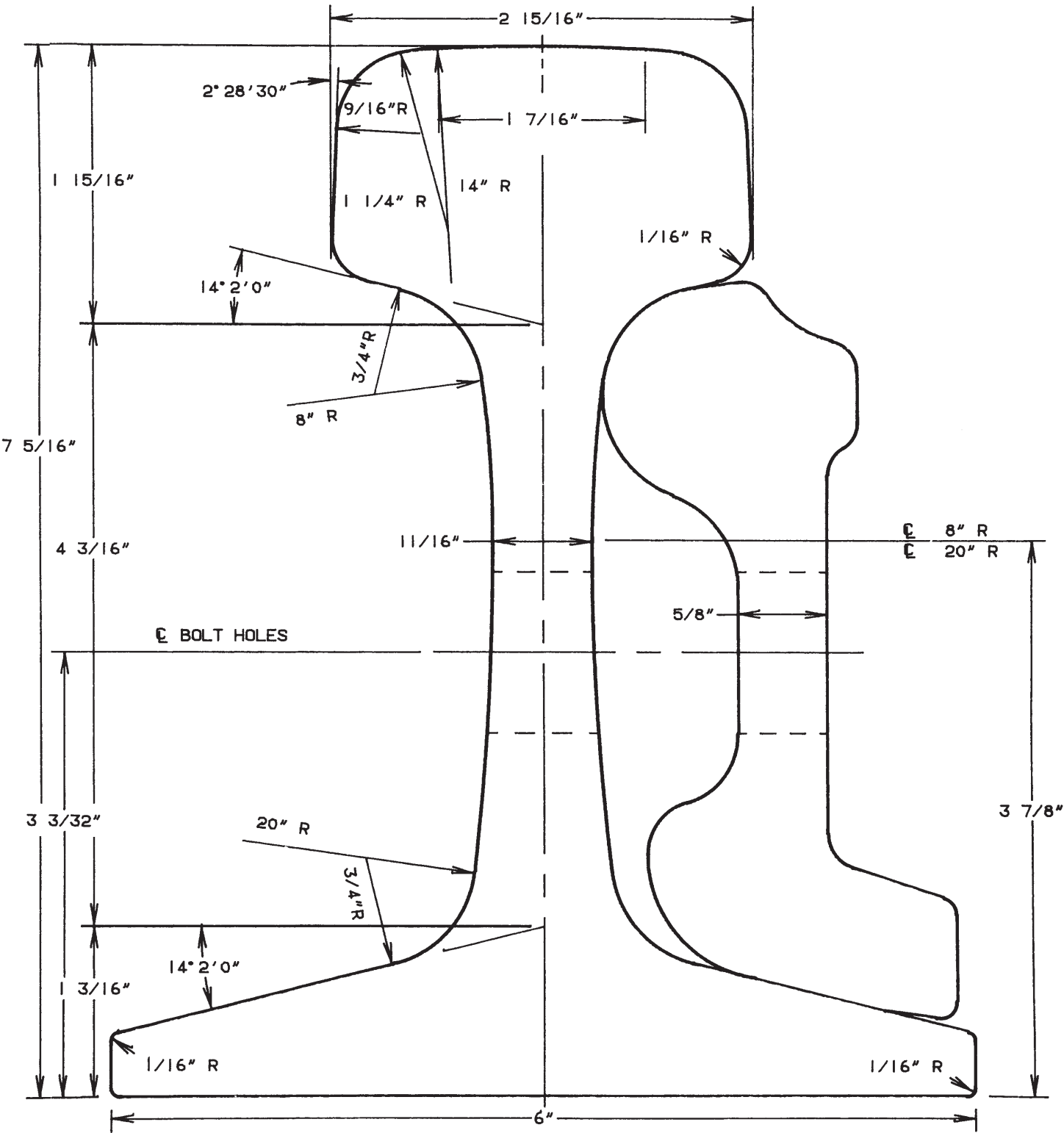
136-lb. A.R.E.A. Rail

RAIL

136 lbs. per yard
 240.8 net tons per mile of track
 Stock length 39'0"

JOINT BARS

24" length 76.8 lbs. per pair
 24" length 76.8 lbs. per pair
 36" length 115.2 lbs. per pair



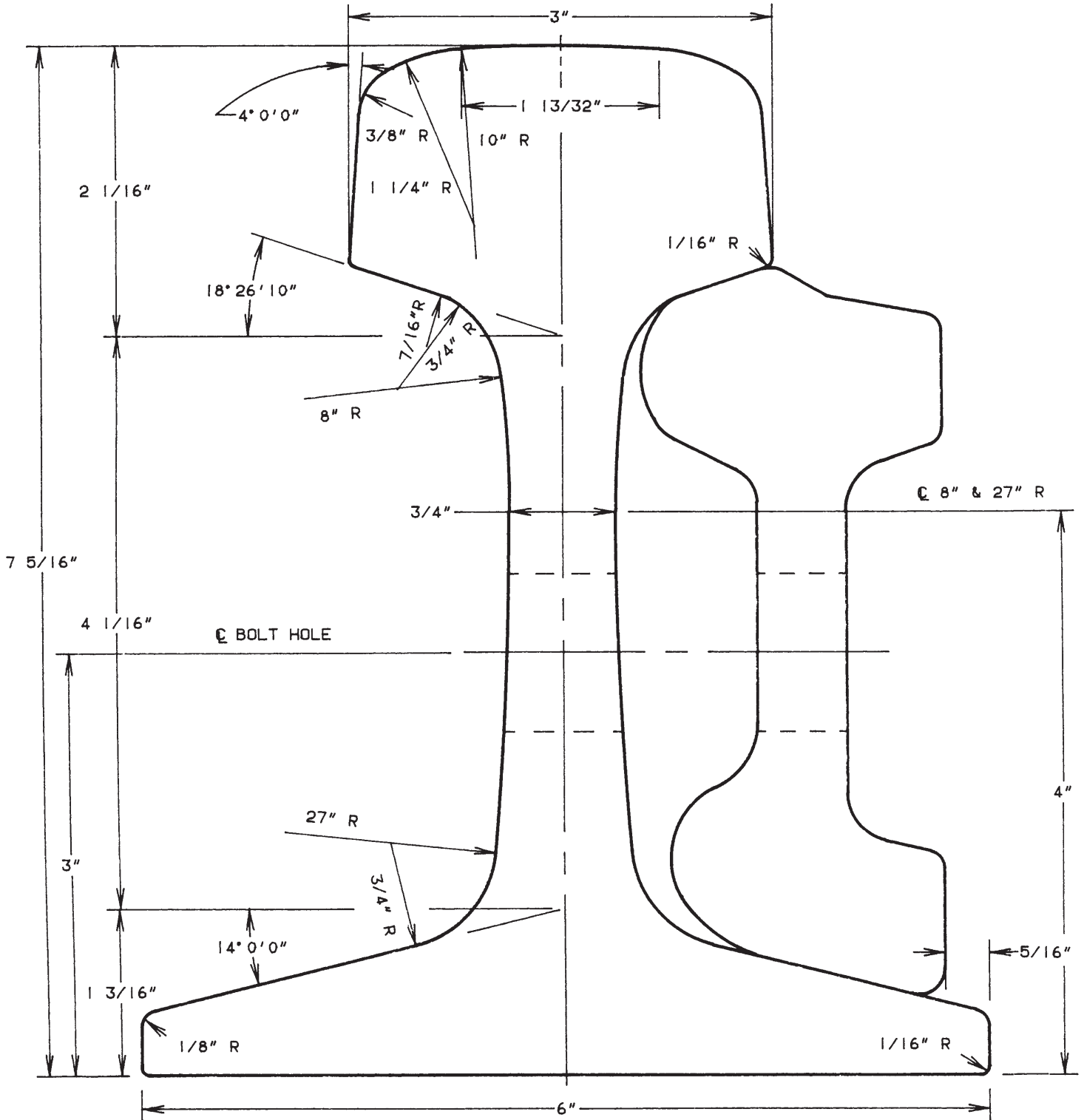
140-lb. A.R.E.A. Rail

RAIL - SECTION 140

140 lbs. per yard
 247.72 net tons per mile of track
 Stock length 39'0"

JOINT BARS

24" length 81.6 lbs. per pair
 36" length 122.4 lbs. per pair



Unitrac Railroad Materials Inc.